

DIN 41612 Vertical Plug Type Q Connectors-Inversed 64 Positions

ROHS COMPLIANT

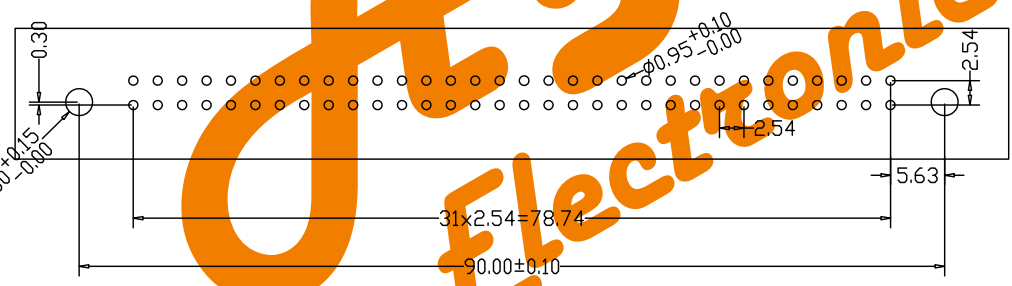
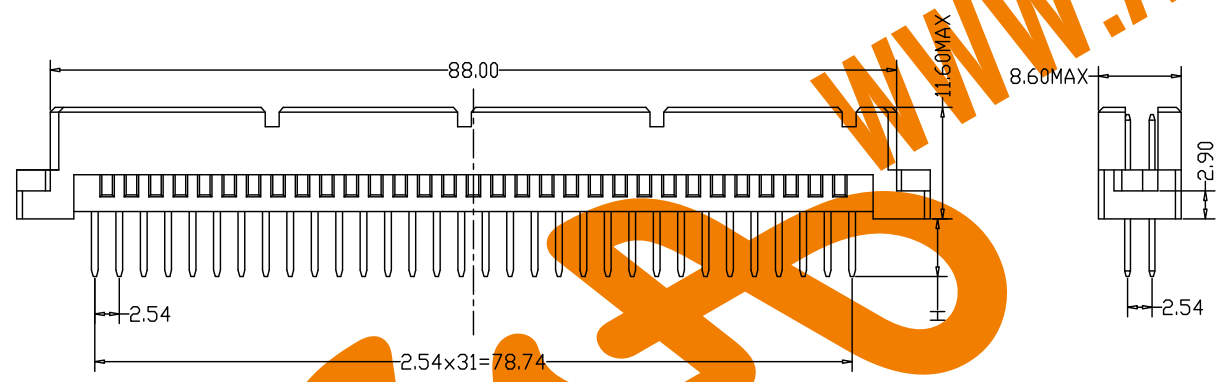
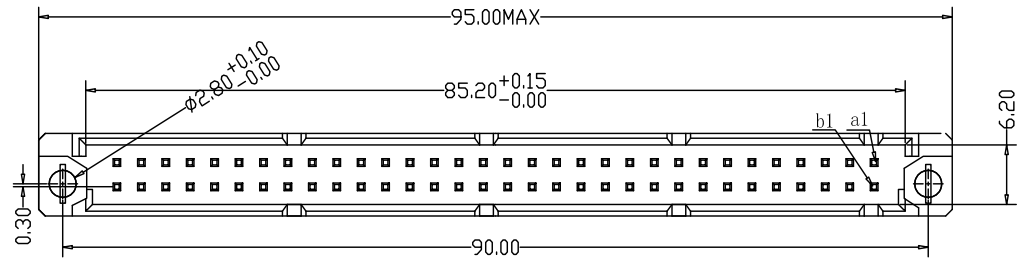
SPECIFICATION

Current Rating:	2.0Amp
Insulation Resistance:	100000MΩ min. at DC 100V
Contact Resistance:	20MΩ max
Withstand Voltage:	AC 1000V For 1 Minute
Operating Temperature:	-55° C to +105° C
Contact Material:	Brass
Contact Plating:	Au or Sn Over Ni
Insulator Material:	PBT+30%GF UL 94V-0
Insertion Force:	64 pin max. 60N
Withdrawal Force:	0.15N min. per individual contact

Ordering Code:

DMS - XX - X - X - X -205
 ① ② ③ ④ ⑤

- ① Series No:
- ② No. of Contacts
64P 32p 16p
- ③ Termination
A: Straight solder tail length H=2.5mm
E: Straight solder tail length H=4.0mm
M: Wrap post tail length H=13.0mm
N: Wrap post tail length H=17.0mm
- ④ Rows Loaded With Contacts
A: Row a C: Row a+b
A1: Row a(2, 4, 6...) C1: Row a+b(2, 4, 6...)
- ⑤ Contact Plating
G0: Gold flash
S0: Gold flash/Ni
G1: 3u" Gold
S1: 3u" Gold/Ni
G2: 5u" Gold
S2: 5u" Gold/Ni
G3: 10u" Gold
S3: 10u" Gold/Ni
G4: 15u" Gold
S4: 15u" Gold/Ni
G5: 30u" Gold
S5: 30u" Gold/Ni
SN: Tin



Recommended P.C.B. Layout

tail length	thickness * width
H=2.5mm	0.6*0.6
H=4.0mm	0.6*0.6
H=13.0mm	0.6*0.6
H=17.0mm	0.6*0.6

Unless Otherwise specified tolerance
 X±0.35
 X.X±0.25
 X.XX±0.20
 X.XXX±0.15

SCALE: As Shown	UNIT: mm
-----------------	----------

AsA WWW.AsA-Elec.com
Electronic
AsA Electronic Co.
 Tel : (+98) 21 66 73 56 82 Mob : (+98) 912 03 161 02

						DRAWN: jnufon	TITLE: Vertical Plug Type Q Connectors-Inversed 64 Positions
						CHECKED: Yan	
		Add option of plating		10/8/1		APPROVED	DRAWING NO: DMS-XX-XXX-205
REV		DESCRIPTION		DATE			PRODUCT NO: DMS-XX-XXX-205

WWW.ASA-ELEC.COM

AsA Electronic